





## Exam Mode

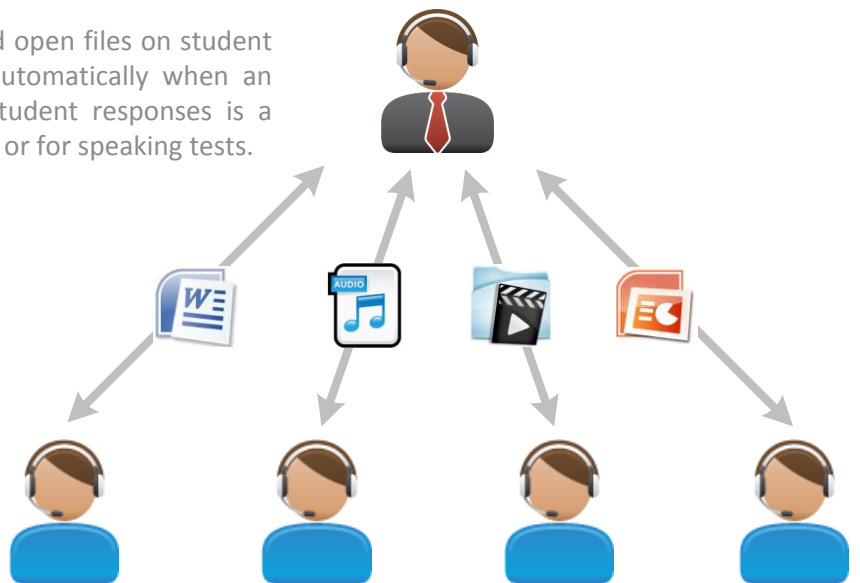
With one click the teacher can activate exam mode, which locks down students PC's, allowing access only to the specified learning material, exercise, test or exam. The exam mode function can be used in normal classroom teaching, for practice sessions or real exams.



## File Transfer and Launch Application

AVIDAnet Live makes it easy to send, launch and open files on student computers. File collection can now be done automatically when an activity is stopped which means retrieval of student responses is a painless operation, whether used during a lesson or for speaking tests.

-  Send and open
-  Send files
-  Collect files
-  Delete files



## Browse Control



Quickly and easily have full control over what students can and can't view on the internet. Block the internet completely or allow only specified websites during lessons.

AVIDAnet Live offers one-click buttons to deny student access to USB sticks and other applications.

Block Website    Block Application    Block USB



### Class View



### List View



### Mosaic View



AVIDAnet Live provides tutors with 3 different views of the classroom layout. The List View gives textual information about current activities, while Mosaic View provides live thumbnail images of student screens.

### Plus much more...


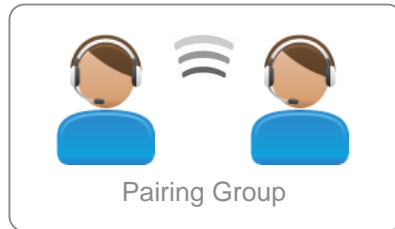


### Voting activity

Many more useful features are available now and in future versions of AVIDAnet Live.

## Pairing and Conversation

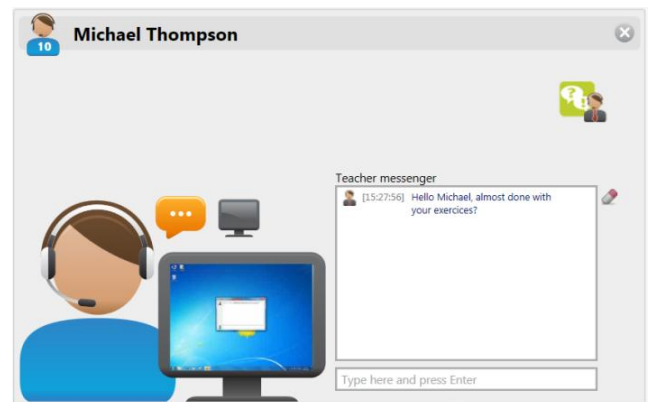
Conversations, collaborations and role-play activities can be set up and recorded by both the teacher and students for self-evaluation or teacher-led assessment.



## Management, Monitoring & Communication

AVIDAnet Live puts teachers in full control of ICT and language lab classrooms and provides powerful functions to manage, deliver and monitor live classes in an easy and secure way. A range of tools are available to the teacher for discreetly monitoring students progress, and communication by text or voice to give assistance.

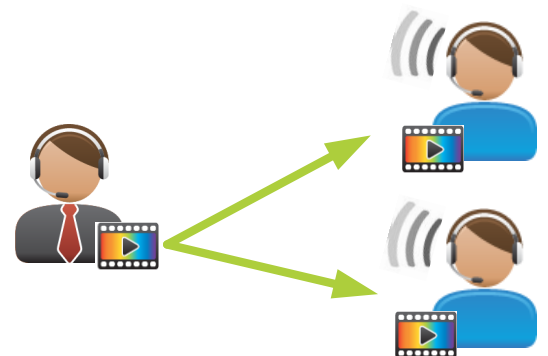
- Monitor screen
- Monitor student voice
- Monitor sound from PC
- Live Intercom
- Text message
- Send teacher screen
- Annotate Screen
- Blank student screen/s
- Take over student PC
- Lock keyboard/mouse



## Streaming Media Files

AVIDAnet Live allows the teacher to transmit a media file 'live' to selected or all student PC's.

The media file can be recorded onto student PC's in order for them to work independently or at their own pace.



## Multimedia Sources

While lots of learning materials are now available in digital format, a number of other useful media devices can be used with AVIDAnet Live. A multimedia module means that analogue and digital sources can be connected to the system and digitised or streamed 'live' to students.



Cassette Tape



Video Tape



CD/DVD



Desktop



Webcam



Camera



Aux